



SLEEPER / STOUTLAND VOLUNTEER FIRE DEPARTMENTS RADIO COMMUNICATIONS TRAINING

**THE MOST IMPORTANT SKILL AND TOOL
ON A SCENE IS COMMUNICATION.**

**TO PREVENT A BREAKDOWN IN
COMMUNICATION, OR TO MANAGE IT,
THIS COURSE WILL TEACH YOU ABOUT
HOW TO USE A RADIO, HOW TO PASS
MESSAGES, AND WHAT INFORMATION
TO INCLUDE IN YOUR MESSAGES.**



LET'S REVIEW THE PARTS OF A RADIO.

THESE INCLUDE THE TRANSMIT BUTTON, CHARGING PORT, SPEAKER/MICROPHONE, CHANNEL BUTTON, ANTENNA, AND POWER KNOB.





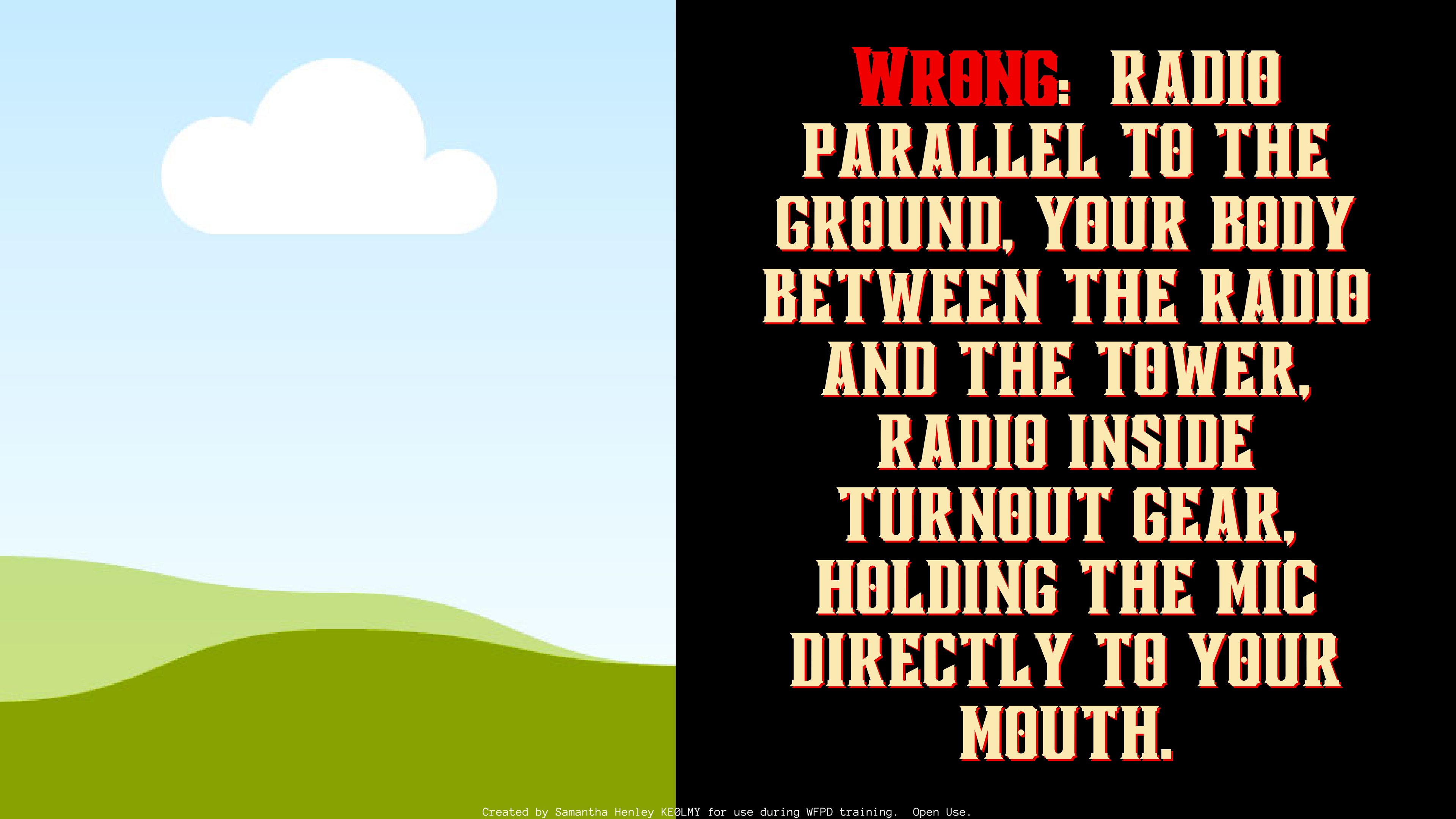
SSSSSSSSSSSS

**LET'S TALK ABOUT
SIBILANCE.
WHAT IS SIBILANCE?
IN PHONETICS, SIBILANTS
ARE FRICATIVE
CONSONANTS OF HIGHER
AMPLITUDE AND PITCH,
MADE BY DIRECTING A
STREAM OF AIR WITH THE
TONGUE TOWARDS THE
TEETH.
I.E.: S, P, T, Z, F, V**



**THERE ARE RIGHT AND
WRONG WAYS TO HOLD A
RADIO.**

RIGHT: RADIO UPRIGHT
(PERPENDICULAR TO THE
GROUND), WITH YOUR
BODY NOT BLOCKING THE
RADIO WAVES TO THE
NEAREST RADIO TOWER,
SPEAKING ACROSS THE
MIC.



**WRONG: RADIO
PARALLEL TO THE
GROUND, YOUR BODY
BETWEEN THE RADIO
AND THE TOWER,
RADIO INSIDE
TURNOUT GEAR,
HOLDING THE MIC
DIRECTLY TO YOUR
MOUTH.**



REMEMBER:
DISPATCHERS, OTHER
FIREFIGHTERS, AND
OTHER FIRST
RESPONDERS CAN'T
SEE THE SCENE. YOUR
RADIO TRANSMISSIONS
ARE THE ONLY
INFORMATION THEY
HAVE TO GO ON!



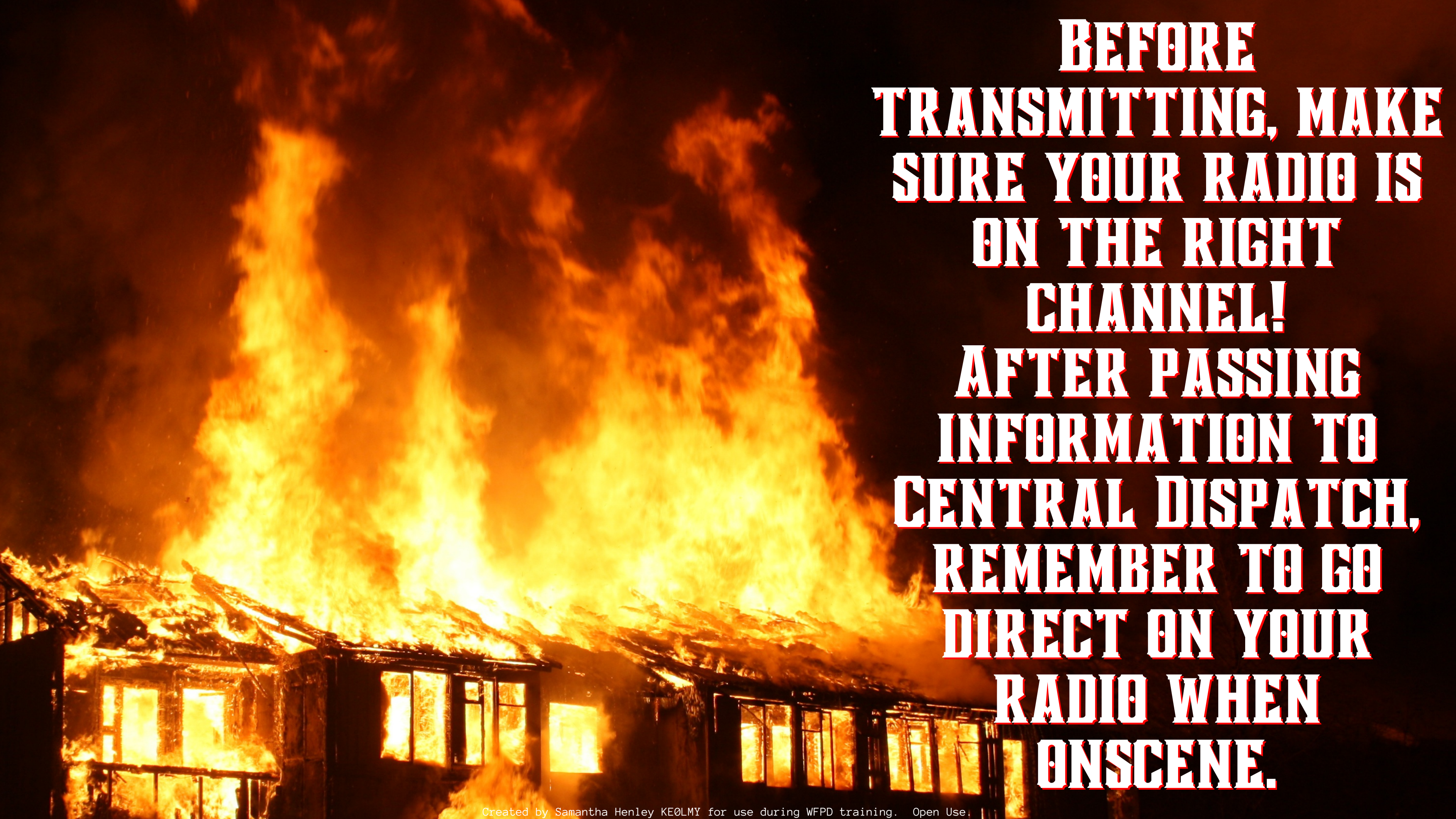
**HERE ARE SOME OF THE
QUESTIONS DISPATCHERS
NEED ANSWERS TO SO THEY
CAN GET YOU MORE HELP, IF
NEEDED:**

**LEVEL OF INVOLVEMENT?
OCCUPANTS/VICTIMS?
CARS IN DRIVEWAY IF NO PEOPLE
VISIBLE?
ENOUGH EQUIPMENT IN DISTRICT
OR MUTUAL AID NEEDED?
EXPOSURE?
COLOR AND AMOUNT OF SMOKE?**



**HERE ARE THE KEY
COMPONENTS OF YOUR FIRST
RADIO TRANSMISSION UPON
ARRIVING ONSCENE:**

- (TRUCK NUMBER) ONSCENE**
- ID YOURSELF**
- ID THE TYPE OF FIRE
(STRUCTURE, VEHICLE, COVER,
ETC.)**
- LEVEL OF INVOLVEMENT**
- EXPOSURES**
- NEED FOR ASSISTANCE/HOW
MUCH/MUTUAL AID**
- VICTIMS-NUMBER AND SEVERITY**



**BEFORE
TRANSMITTING, MAKE
SURE YOUR RADIO IS
ON THE RIGHT
CHANNEL!
AFTER PASSING
INFORMATION TO
CENTRAL DISPATCH,
REMEMBER TO GO
DIRECT ON YOUR
RADIO WHEN
ONSCENE.**

CALL CENTRAL AND THEN ID YOURSELF!

IMPORTANT PIECES OF INFORMATION TO PASS THROUGH THE RADIO TO YOUR INCIDENT COMMANDER ARE:

REMEMBER TO USE SIDE A, B, C, D!

**ABOUT THE LOCATION FROM YOUR 360:
APPEARANCE OF LOCATION
INVOLVEMENT LEVEL
PASSABILITY
POSSIBLE DANGERS AND OBSTRUCTIONS**

**ABOUT POTENTIAL VICTIMS:
APPEARANCE/PHYSICAL DESCRIPTION
STATE OF AWARENESS
INJURIES/COLOR CODE**

SOME COMMON COLORS/FUEL ARE:

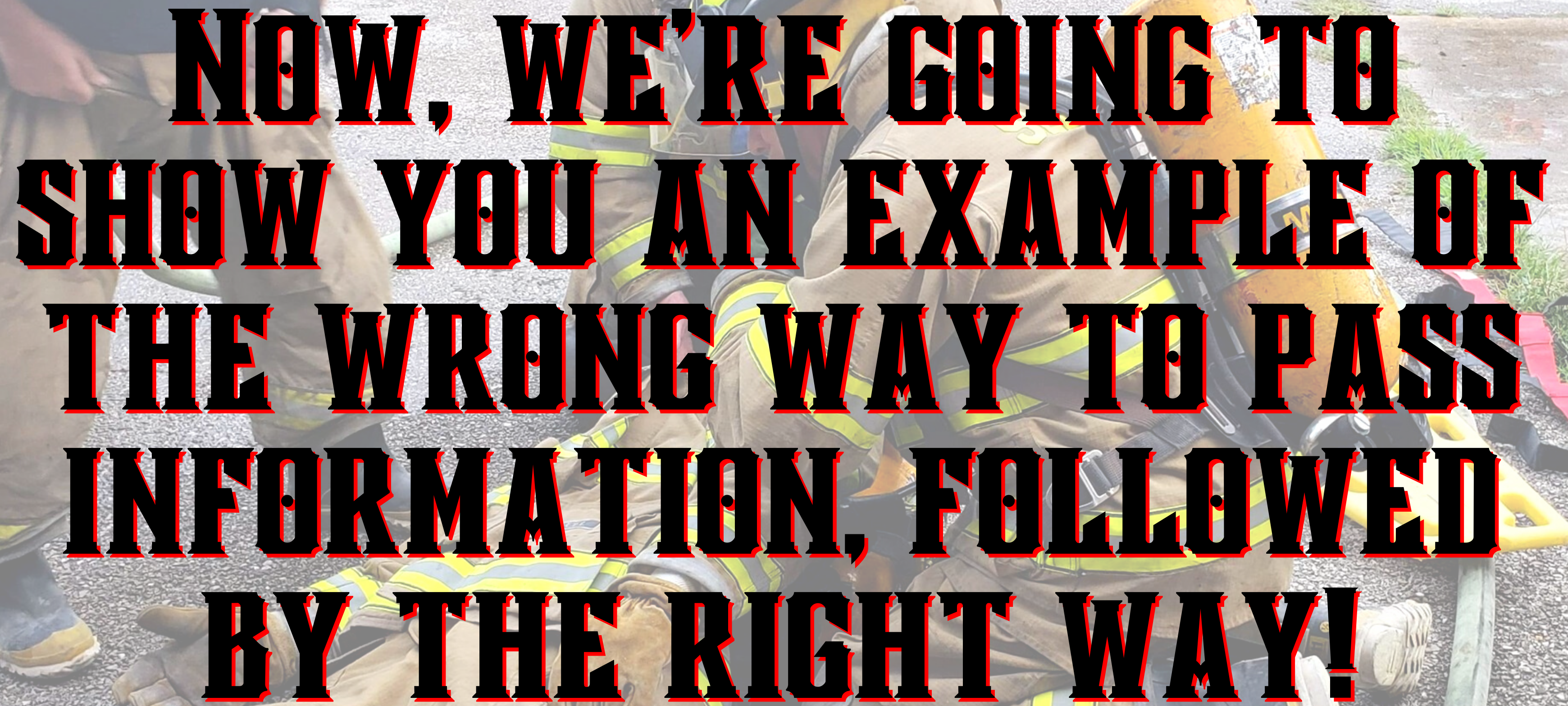
**WOOD AND PAPERS =
GRAY SMOKE**

**HYDROCARBONS AND
PLASTICS =
BLACK SMOKE**



**NITROGEN OXIDES =
BROWN/COPPER
SMOKE**

**STEAM = WHITE
SMOKE**



**NOW, WE'RE GOING TO
SHOW YOU AN EXAMPLE OF
THE WRONG WAY TO PASS
INFORMATION, FOLLOWED
BY THE RIGHT WAY!**



PICTURE 1



PICTURE 2



PICTURE 3



**HOW DID YOU DO?
DID YOU PICK OUT
THE PROBLEMS WITH
THE FIRST EXAMPLE?
DID THE SECOND
EXAMPLE MAKE
SENSE?**



HERE ARE SOME EXAMPLES OF THINGS YOU SHOULD NOT SAY OVER THE RADIO.

OBSCENE, INDECENT, AND PROFANE LANGUAGE

OBSCENE CONTENT DOES NOT HAVE PROTECTION BY THE FIRST AMENDMENT. FOR CONTENT TO BE RULED OBSCENE, IT MUST MEET A THREE-PRONGED TEST ESTABLISHED BY THE SUPREME COURT: IT MUST APPEAL TO AN AVERAGE PERSON'S PRURIENT INTEREST; DEPICT OR DESCRIBE SEXUAL CONDUCT IN A "PATENTLY OFFENSIVE" WAY; AND, TAKEN AS A WHOLE, LACK SERIOUS LITERARY, ARTISTIC, POLITICAL OR SCIENTIFIC VALUE.

INDECENT CONTENT PORTRAYS SEXUAL OR EXCRETORY ORGANS OR ACTIVITIES IN A WAY THAT IS PATENTLY OFFENSIVE BUT DOES NOT MEET THE THREE-PRONG TEST FOR OBSCENITY.

PROFANE CONTENT INCLUDES "GROSSLY OFFENSIVE" LANGUAGE THAT IS CONSIDERED A PUBLIC NUISANCE.



PRACTICE

EXAMPLE 1

WHICH ONE IS THE FIREFIGHTER DESCRIBING?



EXAMPLE 2

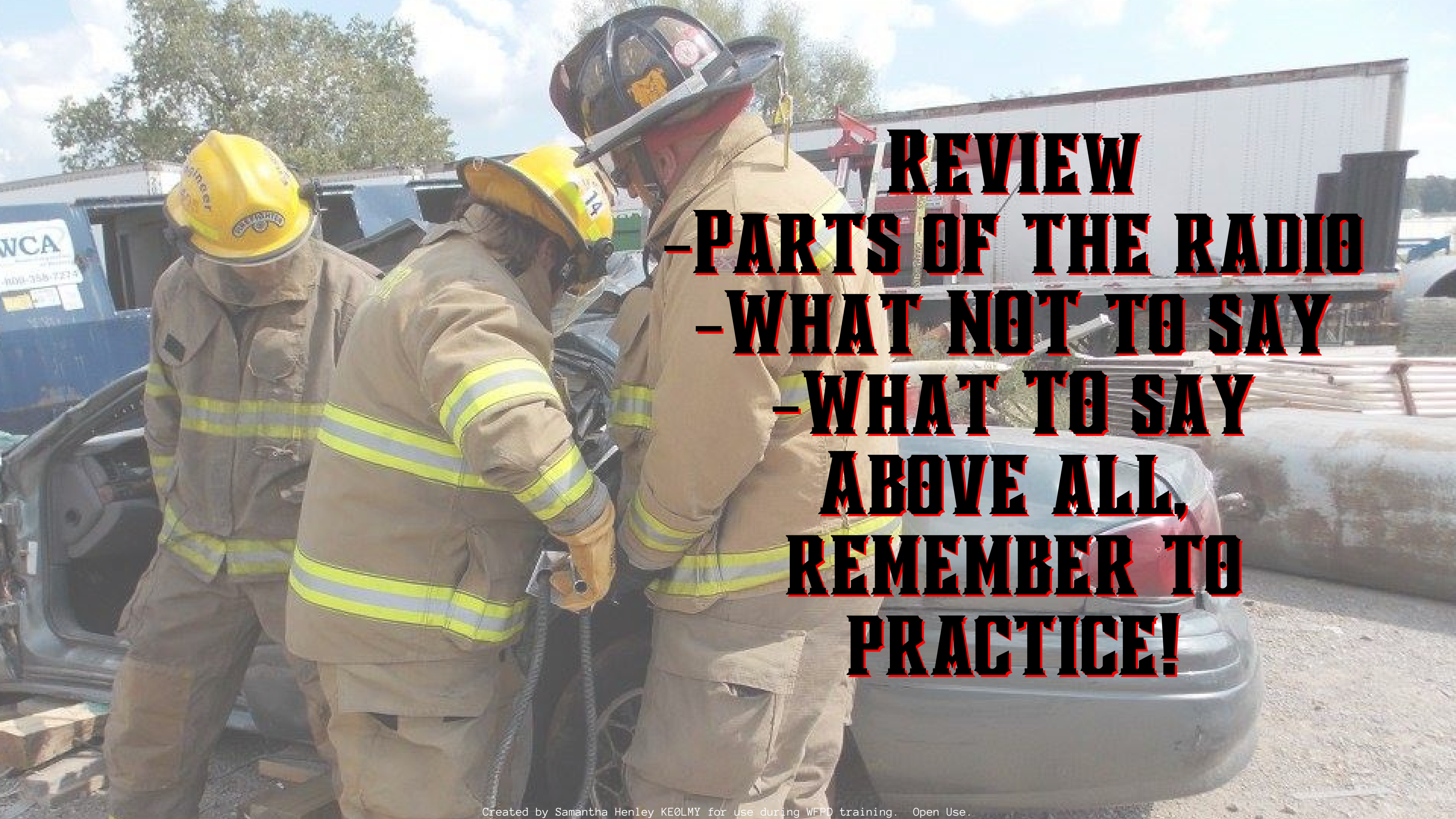
WHICH ONE IS THE FIREFIGHTER DESCRIBING?





DISCUSSION

QUESTIONS?



REVIEW
-PARTS OF THE RADIO
-WHAT NOT TO SAY
-WHAT TO SAY
ABOVE ALL,
REMEMBER TO
PRACTICE!

**A VERY SPECIAL THANK YOU TO
RETIRED MID-COUNTY FIRE CHIEF
AND RETIRED CAMDEN COUNTY
EMERGENCY MANAGEMENT DIRECTOR
RON GENTRY
FOR HIS HELP AND GUIDANCE!**





**THANK YOU FOR YOUR
TIME AND ATTENTION!
WE HOPE YOU FOUND
THIS COURSE HELPFUL!**

**FOR QUESTIONS AND
FURTHER INFORMATION,
PLEASE CONTACT:**



**CAMDEN COUNTY, MO
Emergency Management Agency
12 VFW Rd. Camdenton, MO 65020
(573) 346-7108
emacamdenmo.org**